



# Community Action of East Central Indiana, Inc.

## *Head Start 2016-2017 Annual Report*

Community Action of East Central Indiana, Inc. (CAECI) Head Start is a federal program that provides comprehensive child and family development services for low-income pregnant women and families with infants, toddlers, and preschoolers including those with disabilities, ages six weeks to five years. The purpose of the program is to enhance children’s physical, social-emotional, language, and intellectual development; support parent’s efforts to fulfill their parental roles and become engaged in their child’s education as their child’s best first teacher; and help parents move toward self-sufficiency. CAECI Early Head Start offers center-based (three classrooms in one child care center) and home-based program options that serve 72 infants and toddlers and pregnant women in Wayne County. CAECI Head Start offers 9 center-based classrooms with 2 sessions serving 306 preschoolers aged 3 to 5 years.

### Philosophy

CAECI Head Start supports the “whole” child and family in every aspect, physical, social, emotional and intellectual. We respect their cultural and ethnic backgrounds and their individuality and treat them with dignity and respect.

We believe that a parent is their child’s “best” first teacher and plays a very important role in their life. We support the parents by providing opportunities for them to enhance their parenting and life skills. Parents are encouraged to participate in their child’s learning by volunteering in their child’s classroom.

We believe that children learn by playing, by providing them with developmentally appropriate learning opportunities every moment that they are with us. Our literacy rich environment and curriculum is designed to meet the individual needs of each child.

We strive to help children and families become more aware of their strengths, to maintain a strong sense of self-worth and to find a voice in their child’s education.

### Mission Statement

To provide opportunities through comprehensive services for children and families to enhance their lives.

### Program Goals

1. Increase participation in Family Engagement Activities
2. Improve staff retention

## ELIGIBILITY AND ENROLLMENT

ENROLLMENT INFORMATION	Early Head Start	Head Start
FUNDED ENROLLMENT	72	306
Center-based Program (Full- Calendar year, Full-day, 5 days per week)	24	
Center-based Program (9 months, ½ day, 4 days per week)		306
Home-based Program	44	
Pregnant women	4	

TOTAL ACTUAL CUMULATIVE ENROLLMENT	146	394
AVERAGE MONTHLY ENROLLMENT	70.8	(98.4% of Funded Enrollment)

**ENROLLMENT-CHILDREN BY AGE**

Under 1 year	41	
1 year old	49	
2 year old	43	
3 year old		194
4 year old		195
5 year old		5
TOTAL ENROLLMENT OF PREGNANT WOMEN	13	

**PRIMARY TYPE OF ELIGIBILITY**

Income below 100% of federal poverty line	123	352
Receipt of public assistance such as TANF, SSI	16	31
Foster children	2	10
Homeless	1	1
Over income	4	0

**PRIMARY LANGUAGE**

English	133	358
Spanish	13	34
Middle Easter, S. American, Mexican Languages		1
East Asian Languages		1

**FAMILY INFORMATION REPORT**

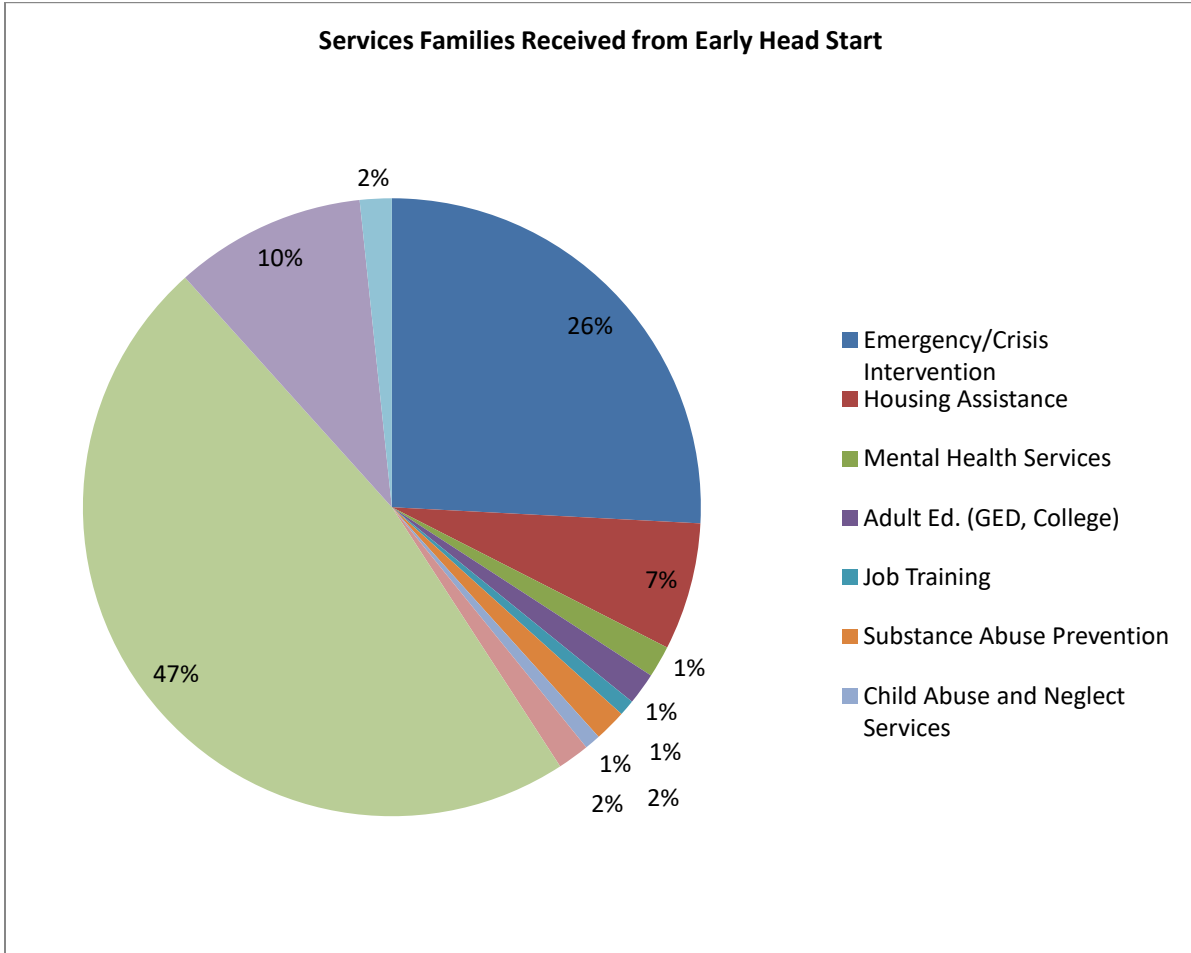
**RACE**

	Early Head Start	Head Start
Black or African American	24	47
White	102	252
Biracial or Multi-Racial	20	63
Latino		26

**ETHNICITY**

Hispanic or Latino origin	21	38
Non-Hispanic or Non Latino origin	125	356

## FAMILY SERVICES



## HEALTH SERVICES REPORT

<b>MEDICAL HOME</b>	Number of children (% of enrolled children)			
	<u>EHS At enrollment/</u>		<u>HS At enrollment/</u>	
	End of enrollment year		End of enrollment year	

Number of children with an ongoing source of continuous accessible health care	131	133	242	264
--	-----	-----	-----	-----

### MEDICAL SERVICES

Number of all children who are up-to-date on a schedule of age-appropriate preventive and primary health care, according to the relevant state's EPSDT schedule for well child care	131	133	253	324
	98.5%	100%		

### IMMUNIZATIONS

Number of children who have been determined by a health care professional to be up-to-date on all immunizations appropriate for their age	128	117	291	313
	96.2%	88.0%		

Number of children who have been determined by a health care professional to have received all immunizations possible at this time but who have not received all immunizations appropriate for their age	2	4	16	19
--	---	---	----	----

### DENTAL HOME

Number of children with continuous, accessible dental care provided by a dentist	117	128	177	215
	88.0%	96.2%		

### DENTAL SERVICES

Number of children who are up-to-date on a schedule of age-appropriate preventative and primary oral health care according to the relevant state's EPSDT schedule	93		312	
	69.9%			

Number of pregnant women served who received professional dental examination(s) and/or treatment	13		0	
--	----	--	---	--

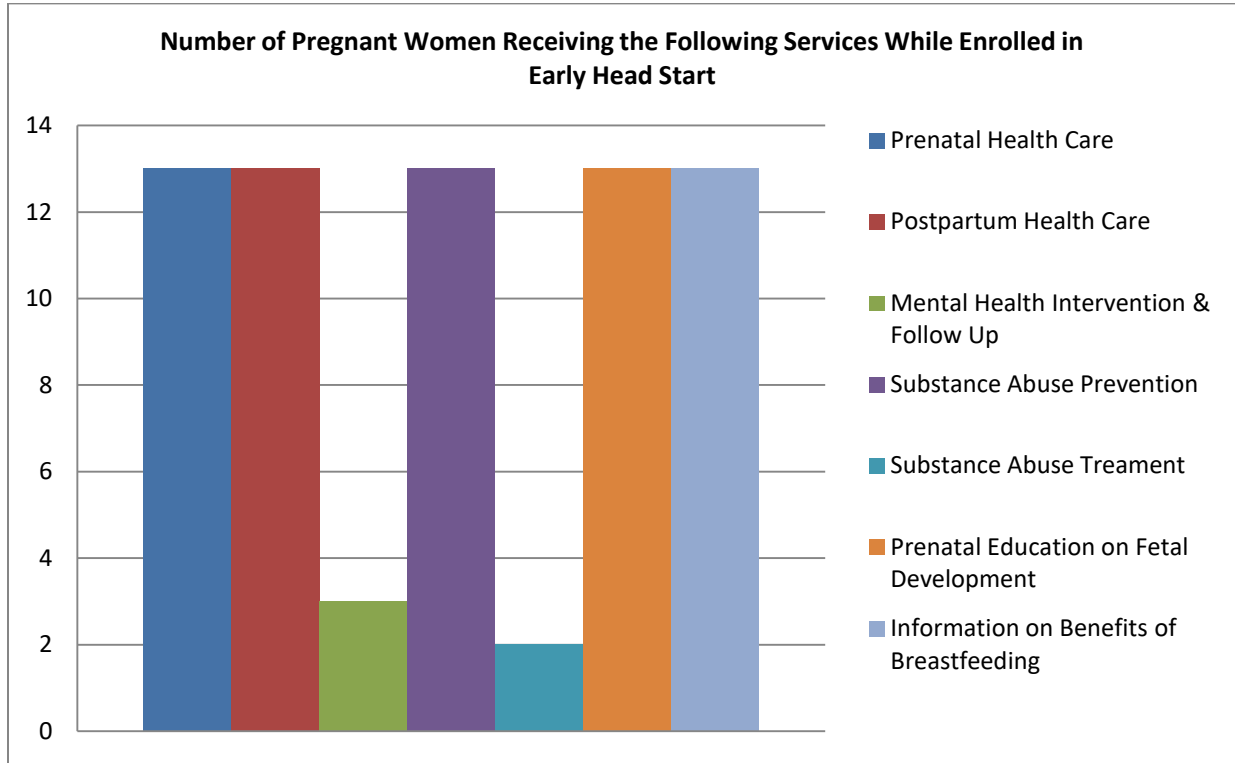
## DISABILITIES SERVICES

### INFANT AND TODDLER PART C EARLY INTERVENTION SERVICES

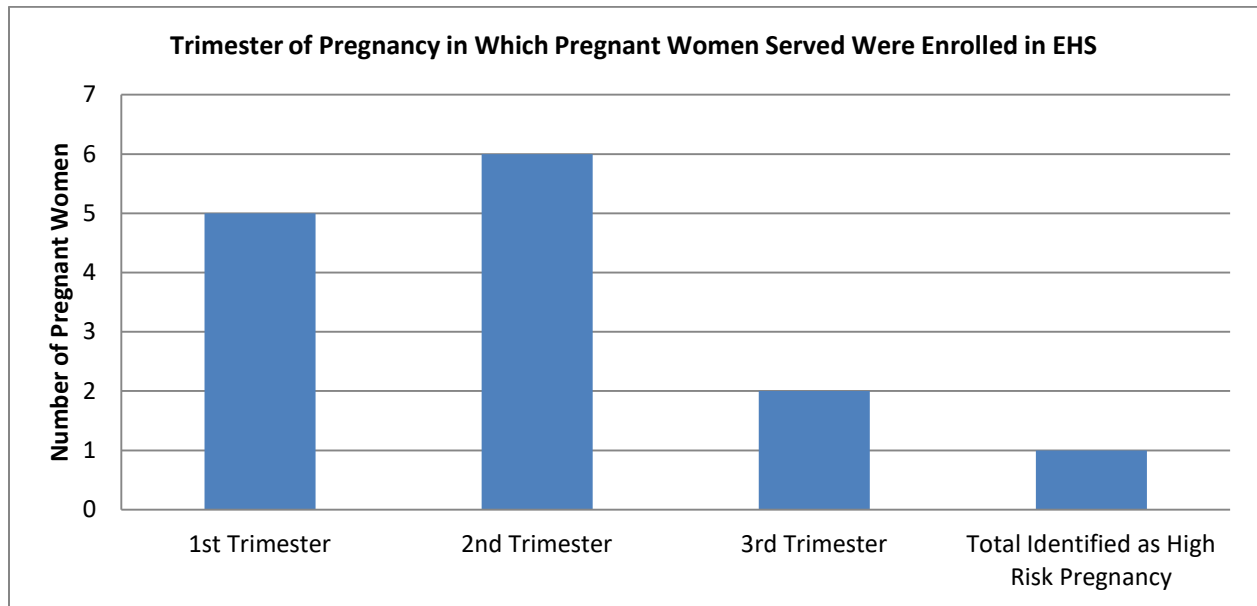
Number of children enrolled in the program that has an Individualized Family Service Plan (IFSP) or (IEP) and determined eligible to receive early intervention services:		Early Head Start	Head Start
		15	62

- |  |  |   |    |
|--|--|---|----|
| a. Of these, the number who were determined eligible to receive early intervention services: |  |   |    |
| 1. Prior to enrollment in the program this enrollment year                                   |  | 8 | 25 |
| 2. During this enrollment year   |  | 7 | 37 |

## PREGNANT WOMEN SERVICES



## PREGNANT WOMEN-PRENATAL HEALTH



## EDUCATION REPORT

### EDUCATION

Number of children aging out of Early Head Start program and entering:

a.	Head Start Program	18
b.	Other early childhood program	5
c.	No early childhood program	3

Number of children aging out of Head Start and entering Kindergarten 129

### SCHOOL READINESS RESULTS for children entering kindergarten:

The following represents growth in, measured in TSGold, of 4 year olds preparing to enter kindergarten. Listed are the broad measures tied to school readiness goals adopted by the agency.

	Fall	Winter	Spring
<b>SOCIAL AND EMOTIONAL DEVELOPMENT</b>	61%	76.50%	92%
<b>PERCEPTUAL, MOTOR, AND PHYSICAL DEV</b>	66%	84%	95.50%
<b>APPROACHES TO LEARNING</b>	73%	90%	94%
<b>LANGUAGE AND LITERACY</b>	79%	89%	96%
<b>LITERACY</b>	78.6%	84.5%	93.5%
<b>MATHEMATICS DELVELOPMENT:</b>	51.5%	79.5%	87.0%
<b>SCIENTIFIC REASONING</b>	85%	98%	95%

### SCREENING

	<b>EHS</b>	<b>HS</b>
Number of newly children who completed routine screening for developmental, sensory, and behavioral concerns	65	324
Number identified as needing follow-up assessment or formal evaluation to determine if child has a disability	14	33

Developmental screening instrument used by the program ASQ (Ages & Stages Questionnaire)

### ASSESSMENT

Instrument used by program for ongoing child assessment Teaching Strategies GOLD

### CURRICULUM

Curriculum used by the program	
a. Center-based services	Creative Curriculum for Infants, Toddlers, and Twos Creative Curriculum for Infants, Toddlers, and Twos & Partners for a Healthy Baby (Florida State Univ.) Partners for a Healthy Baby (Florida State Univ.)
b. Home-based services	
c. Pregnant women services	

## PARENT ACTIVITIES REPORT

<b>TOTAL VOLUNTEERS</b>	<b>Early Head Start</b>	<b>Head Start</b>
Number of persons providing any volunteer services	49	441
Number who are current or former Head Start parents	35	377

### PARENT ACTIVITIES

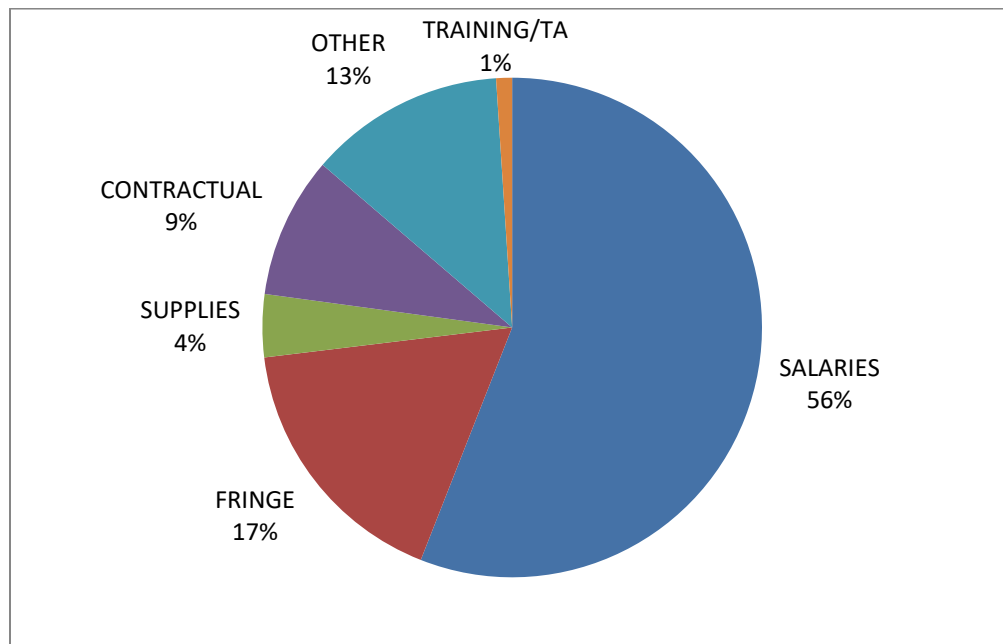
Parent Trainings and Workshops	Policy Council (Governance)	Parent Meetings
Lending Library	Parent/Teacher Conferences	Socializations
Classroom Volunteers	Annual Self-Assessment	

## HEAD START BUDGET & EXPENDITURES

The total amount of funds received by CAECI Head Start during the most recent grant year (2016-2017) was \$2,770,959.00, which included an awarded cost-of-living adjustment (COLA). All of the funds were public funds received from the Administration of Children & Families (Grant No. 05CH8314). In addition to the funds received, the program also received in-kind contributions from the community totaling **\$749,353.87 (27%)**.

### BUDGET EXPENDITURES (2016-2017)

PERSONNEL SALARIES	\$1,513,644.69
FRINGE BENEFITS	\$463,066.93
SUPPLIES	\$109,858.47
CONTRACTUAL	\$247,347.25
OTHER	\$343,028.00
TRAINING AND TECHNICAL ASSISTANCE	\$27,831.51
<b>TOTAL</b>	<b>\$2,704,776.85</b>



### **AUDITOR'S REPORT (2016 Audit of the 2015 Calendar Year)**

The independent auditor's report, prepared by Barnes Dennig, LLC (Indianapolis, Indiana), noted no questions of costs or matters considered to be material weaknesses.

### **FEDERAL MONITORING (FY 2016)**

**COMPREHENSIVE SERVICES AND SCHOOL READINESS (CSSR) – Nov. 30, 2015, through Dec. 4, 2015**

**LEADERSHIP, GOVERNANCE, AND MANAGEMENT SYSTEMS (LGMS) – Mar. 31, 2016, through Apr. 1, 2016**

**COMPREHENSIVE SERVICES AND SCHOOL READINESS (CSSR) FOLLOW-UP – Sept. 6, 2016**